

GROUP 5-YEAR FINANCIAL HIGHLIGHTS

FINANCIAL YEAR ENDED 31 JULY

RESULTS

	Operating Revenue (RM'000)	Profit Before Tax (RM'000)	Profit After Tax (RM'000)
'12	397,958	98,871	75,491
'13	473,439	86,505	65,956
'14	348,701	96,521 ¹	73,284 ²
'15	64,782	47,508 ⁴	38,672 ⁵
'16	62,839	41,952	35,023

CAPITAL EMPLOYED

	Paid-up Capital (RM'000)	Shareholders' Funds (RM'000)	Assets Employed (RM'000)
'12	265,845	926,875	4,228,569
'13	265,845	961,706	4,811,104
'14	255,159	783,627	844,220
'15	255,159	827,382	840,807
'16	255,159	837,578	850,484

FINANCIAL RATIOS

	Earnings Per Share (Sen)	Net Tangible Assets Per Share (RM)	Gross Dividends Per Share (Sen)	Profit Before Tax Margin (%)	Return on Shareholders' Funds (%)
'12	26.17	2.99	10.0	24.84	8.14
'13	20.06	3.13	5.0	18.27	6.86
'14	22.93 ²	3.07	252.50 ³	27.68 ¹	9.35 ²
'15	15.16 ⁵	3.24	10.0	73.34 ⁴	4.67 ⁵
'16	13.73	3.28	3.0	66.76	4.18

¹ Excluded the effects of net gain on disposals of investment properties (before taxation), subsidiaries and associate of RM401,636,000.

² Excluded the effects of net gain on disposals of investment properties (net of taxation), subsidiaries and associate of RM398,196,000.

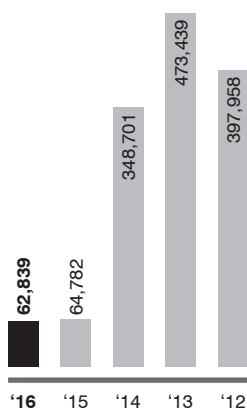
³ Included a special single tier dividend of RM2.50 per ordinary share.

⁴ Excluded the effects of net gain on disposals of investment properties (before taxation) of RM11,347,000.

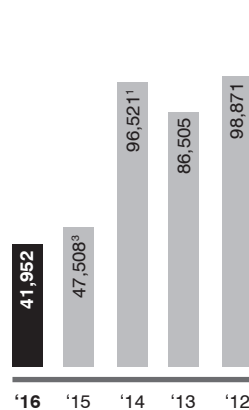
⁵ Excluded the effects of net gain on disposals of investment properties (net of taxation) of RM11,040,000.

GROUP 5-YEAR FINANCIAL HIGHLIGHTS (CONT'D)
FINANCIAL YEAR ENDED 31 JULY

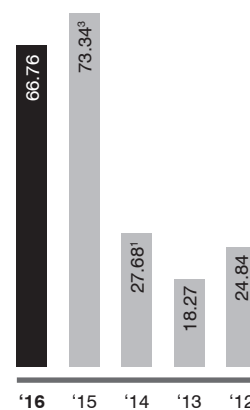
OPERATING REVENUE
(RM'000)



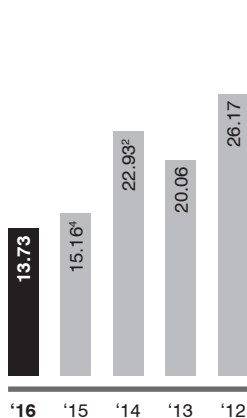
PROFIT BEFORE TAX
(RM'000)




PROFIT BEFORE TAX MARGIN
(%)




EARNINGS PER SHARE
(SEN)



SHAREHOLDERS' FUNDS
(RM'000)



NET TANGIBLE ASSETS PER SHARE
(RM)



¹ Excluded the effects of net gain on disposals of investment properties (before taxation), subsidiaries and associate of RM401,636,000.

² Excluded the effects of net gain on disposals of investment properties (net of taxation), subsidiaries and associate of RM398,196,000.

³ Excluded the effects of net gain on disposals of investment properties (before taxation) of RM11,347,000.

⁴ Excluded the effects of net gain on disposals of investment properties (net of taxation) of RM11,040,000.